



BR CLASS 03 0-6-0DS




Step 1

Remove two screws at the front of the chassis.



Step 2

Remove two screws at the rear of the chassis.



Step 3

Ease the chassis out of the locomotive body.



Step 4

When refitting the chassis put the fly crank end in first.

**Service Department
Bachmann Europe PLC,
Moat Way, Barwell, Leicestershire, LE9 8EY
Telephone: 0870 751 9990
www.bachmann.co.uk**