



# LMS / BR CRAB 2-6-0





## Step 1

Swing bogie over and remove the two screws at the front of the chassis.




## Step 2

Remove the two screws at the rear of the chassis.



### **Step 3**

Carefully ease out the chassis. The motor is a tight fit but it will come out.



### **Step 4**

Unsolder leads to the motor and unscrew locating screws. This will allow the wheels to rotate for painting.

**Service Department  
Bachmann Europe PLC,  
Moat Way, Barwell, Leicestershire, LE9 8EY  
Telephone: 0870 751 9990  
[www.bachmann.co.uk](http://www.bachmann.co.uk)**