



LNER / BR CLASS J94 0-6-0T




Step 1

Remove the two screws at the front of the chassis.



Step 2

Remove the two screws at the rear of the chassis.



Step 3

Carefully ease the chassis out of the body, watching the motor connections.



Step 4

When painting the chassis, in order to move the wheels, rotate the fly wheel.

**Service Department
Bachmann Europe PLC,
Moat Way, Barwell, Leicestershire, LE9 8EY
Telephone: 0870 751 9990
www.bachmann.co.uk**